



Summer Adventures with Drew the Dragon!

Dear Brewster families,

Summer is around the corner! While we are all excited to kick back and relax, research from the past 100 years has proven that students lose about two months of reading and math skills during the summer months. Consequently, *Regional School District 13 is offering a new way to integrate learning throughout the summer!*

What we are doing: We would like to invite students to show their learning by participating in an online share of summer adventures. The app, **Seesaw**, will be used as a digital platform to share your summer learning with other students in your grade level. You can do this on a sandy beach or under a tree in the backyard. We all have places that we love to read our favorite books, explore something new or spark curiosity.



When we are doing it: All summer long! Check out the calendar for a list of fun ideas to get you started. The activities on the calendar are only SUGGESTED items and are NOT mandatory. You can also come to an open house event to log your summer work. Dates are included on the calendar.



How to get Started:

1. Complete the grade level instructions on the back of this paper.
2. Check out the calendar for ideas.
3. Share your learning!



Summer adventures with Drew the Dragon! Getting Started with Seesaw - Grade 2

Step 1

For classroom/home use only. Do **NOT** post this information on social media.

Download the Seesaw CLASS app to your phone or mobile device.



Important Note:

- You may already have the Seesaw FAMILY app downloaded. However, it is important to note that in order to share your excitement for Adventures with Drew the Dragon with other friends in your grade, you **MUST** download the Seesaw CLASS app.

CLASS

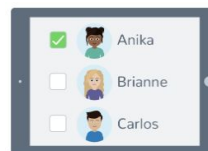
Step 2 Email ndurkin@rsd13.org or cbarrett@rsd13.org if you need the QR code.

Open the Seesaw CLASS app on your phone or mobile device or go to <https://app.seesaw.me/> on your computer (the initial visit to Seesaw must be done through a mobile device).

Choose, "I'm a student" and scan the QR code for the grade you will be **ENTERING** in the fall (Second Grade). **To adhere to RSD 13 District Acceptable Use Policy and for the safety of our students, the QR codes are unique to our private groups and are NOT ALLOWED to be shared on social media or websites.**


Pick your child's name from the list of students in the grade level.

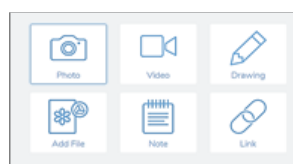
NOTE: You will only need to choose your child's name the first time you login.






Step 3

Instructions for posting items in the Seesaw Class app:

- Click the  symbol to add a new item.
- Choose the type of file to be added (photo, video or note).



- Click the check mark  once to review the item and then once again  to save.

- Click the check mark  one final time to submit for teacher approval.

EVERY SINGLE item will be reviewed and approved by a teacher before it is posted to Seesaw.

If you have any questions or concerns, please contact:

Christy Barrett, cbarrett@rsd13.org or Noelle Durkin, ndurkin@rsd13.org

*** The use of Seesaw is voluntary and is used for the purpose of sharing summer adventures, but is not mandatory.**

Adventures with Drew Summer Calendar

How many challenges can you complete this summer? Choose your favorite on the calendar and upload your pictures, videos or comments to your Seesaw Summer Page. Remember to include Drew in your photos. The Seesaw app is a way to share the learning we are doing over the summer. However, you can choose to take/print a picture, make a drawing, write a letter, etc. to be shared with your classmates when you return to school instead of using Seesaw. The list of activities below are suggested, but not required.

June			
Week of June 17 Reading	Set a goal for how many books you want to read this summer.	Read in a fun spot! Can you read outside, under a tree, or some place else interesting?	Read a Book to Drew the Dragon.
Week of June 24th Exploring	Sign up for Greg Tang's Summer math challenge gregtangmath.com .	Go to Meigs Point Nature Center at Hammonasset Beach for a turtle presentation or nature walk.	Bring Drew the Dragon to explore a new place.

July			
Week of July 1st Act of Kindness	Lend a helping hand to a friend, relative, or neighbor.	Bring Drew to donate food/ toys/ books/ clothing.	Interview a family member or neighbor and write a story about them.
Week of July 8th Community	Visit your local police/fire station and interview an officer/firefighter.	Bring Drew to visit Lyman Orchards to pick berries or any fruit.	Take Drew back to Brewster School for the open house on July 8th from 4pm-6pm.
Week of July 15th Adventures	Visit Kid City. Draw and write about your favorite exhibit.	Take Drew on a hike to Wadsworth Falls in Rockfall. What do you hear, see and smell on your hike?	Take Drew tubing, mountain biking, or play disc golf at Powder Ridge Park. Don't forget to bring Drew for his photo!
Week of July 22nd STEM	Can you create a tower of blocks? See how high you can go. Take a picture with Drew.	Build a sand structure in the backyard, playground or beach. How long will it remain standing?	Complete one of the STEM challenges you received at the open house.
Week of July 29th ART	Create a picture and take a picture of your art work with Drew.	Go outside and draw, paint or sculpt what you see.	Show us any new learning you did with Drew! Upload your photo to Seesaw. Open House #2 at Brewster School on August 1st from 4pm-6pm.

August

Week of August 5th Math	Take Drew to a local farm. Tally the number of animals or make a line plot.	Measure the ingredients while baking or making any recipe and discuss how the quantities are related.	Take Drew shopping and estimate how much the purchase will be or how many of an item can be purchased for a specific dollar amount. Count the number of items in the shopping cart.
Week of August 12th Your Choice	Play a board game or card game with Drew.	Challenge someone to a watermelon seed spitting contest! https://www.sophie-world.com/games/watermelon-seed-spitting-contest	Choose your own creative art project. Share your masterpiece on Seesaw.
Week of August 19th Getting Ready for Brewster!	Did you reach your goal for the number of books you wanted to read this summer?	Complete the Governor's Summer Reading Challenge log.	Add your photos and videos to share your learning on Seesaw.

Wow! What a summer! Don't forget to share your learning with your grade level on Seesaw.